

# What Works Clearinghouse: Group Design Standards Training Tips for Becoming a Certified Reviewer

The What Works Clearinghouse's (WWC) Group Design Standards Training informs the public about key elements of the WWC's Group Design Standards, increases transparency, and promotes the use of rigorous, high-quality research.



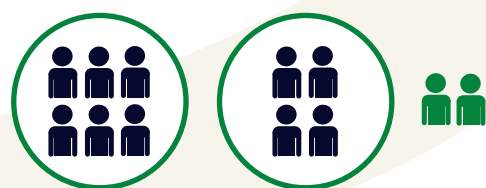
**Becoming Certified:** Becoming certified in the WWC Group Design Standards requires you to view all nine modules and successfully complete a certification test. You will have four opportunities to pass the test, which includes shorter multiple-choice questions and two longer multiple-part questions that simulate a review.

This infographic provides **tips** for becoming a WWC certified reviewer as well as additional information about the certification process.

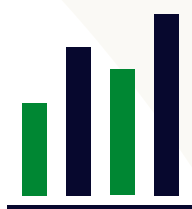
## Tips for Completing the Group Design Training Certification Test



**Identifying the study design** determines which standards will guide you through the review process. Even for a group design study, the first step is identifying whether the study is an RCT or QED.




**Understanding the concept of attrition** is important for each set of standards. Demonstrating low attrition is a step toward meeting WWC Standards without reservations.



**Baseline equivalence** demonstrates similarities between the two groups at the start of the study. Study review protocols help guide which variables must demonstrate equivalence at baseline. Carefully review when and how the WWC makes adjustments to outcome effect size based on a pre-test.



Studies can be tricky because real-life examples may not be straightforward. We took examples from studies reviewed by the WWC. **Read carefully** the study, the standards, and the question (both on the certification test and in the online study review guide).



**Rely upon resources provided.** The WWC team has created multiple resources to help guide you. We recommend the following steps:

- Step 1:** Print or download the presentation slides for each module, and take notes while watching the modules.
- Step 2:** Watch each module, and pause and reverse the video as needed.
- Step 3:** Download the certification test.
- Step 4:** Review the test and read each question carefully.
- Step 5:** Make notes, and generate a rationale for your answer using all potential resources.
- Step 6:** Enter test responses online and submit your responses to find out if you have passed.

After passing the test, you will be a certified reviewer for the WWC and can be included in the list of certified reviewers on the WWC website. WWC contractors or the Institute of Education Sciences may contact you to consider doing reviews for the Clearinghouse.

To learn more about the WWC Group Design Standards Training, see <https://ies.ed.gov/ncee/wwc/OnlineTraining>.

To learn more about the WWC, visit our website: [whatworks.ed.gov](http://whatworks.ed.gov).